



# Town of Stony Plain

Face Mask Survey

## Town of Stony Plain Face Mask Survey Report



The Town of Stony Plain hosted an online survey for community members to share their thoughts on the implementation of a face mask bylaw in town. The survey was live from August 18 to August 22, 2020.

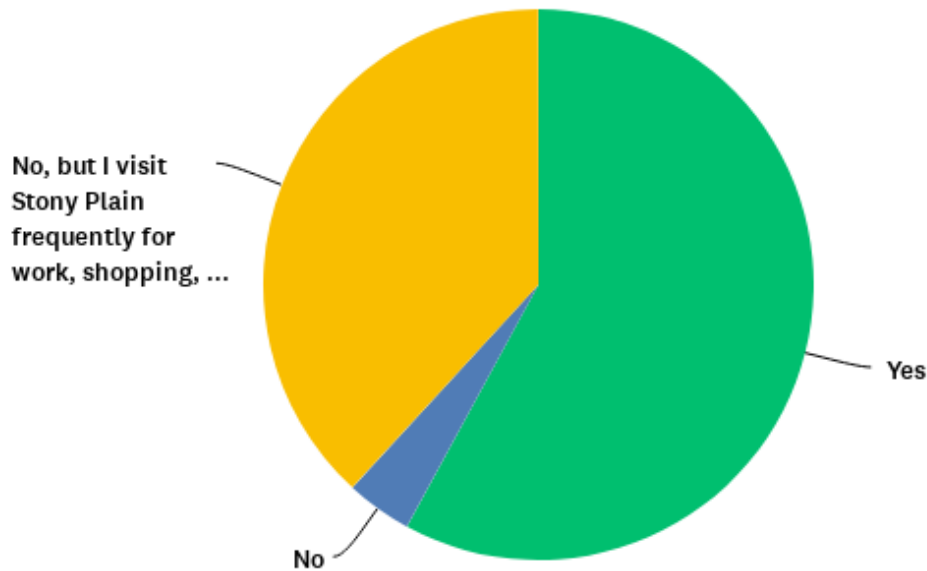
The survey is designed to offer insight into public opinion on face masks. Responses provide a better understanding of perceptions of face masks, reasons for wearing or not wearing them, and general sentiment toward the introduction of a temporary face mask bylaw in Stony Plain. The survey did not require registration, therefore findings are not statistically valid; however, the survey provides a nuanced ‘temperature check’ on current public opinion on face masks as tools for COVID-19 prevention.

## Report Highlights

- Total response number for the survey was 4,503
- Stony Plain residents made up 57.94% (n = 2,609) of the respondents
  
- 50.78% (n = 1,325) of Stony Plain residents support mandatory face masks
- 49.21% (n = 1,284) of Stony Plain residents oppose mandatory face masks
  
- 45.77% (n = 2,061) of overall respondents support mandatory face masks
- 54.23% (n = 2,442) of overall respondents oppose mandatory face masks

# Survey Findings

## Q1 Are you a resident of Stony Plain?

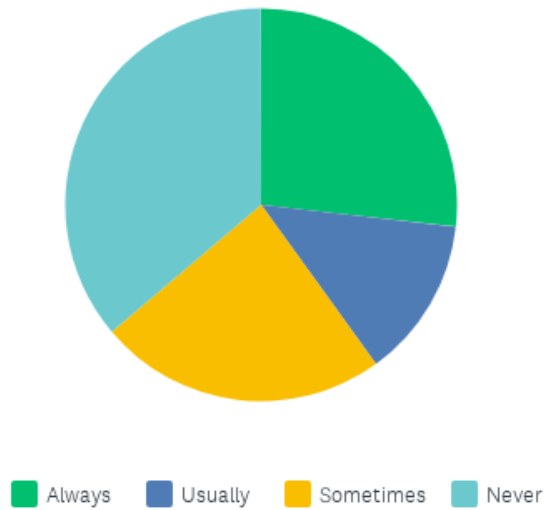


Response		
Yes	57.94%	2,609
No	3.89%	175
No, but I visit frequently for work, shopping, or other activities	38.17%	1,719
	<b>TOTAL</b>	<b>4,503</b>

Answered: 4,503

Skipped: 0

Q2 How often do you wear a face mask in public while visiting indoor spaces including, but not limited to, restaurants, businesses, and stores?

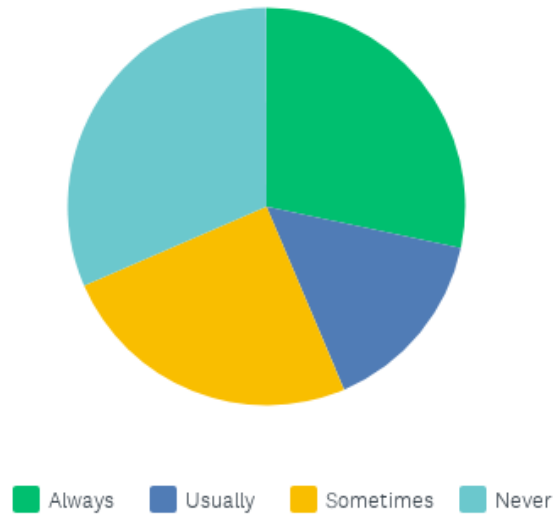


Response		
Always	26.78%	1,206
Usually	13.26%	597
Sometimes	23.76%	1,070
Never	36.20%	1,630

Answered: 4,503

Skipped: 0

Q2 How often do you wear a face mask in public while visiting indoor spaces including, but not limited to, restaurants, businesses, and stores?



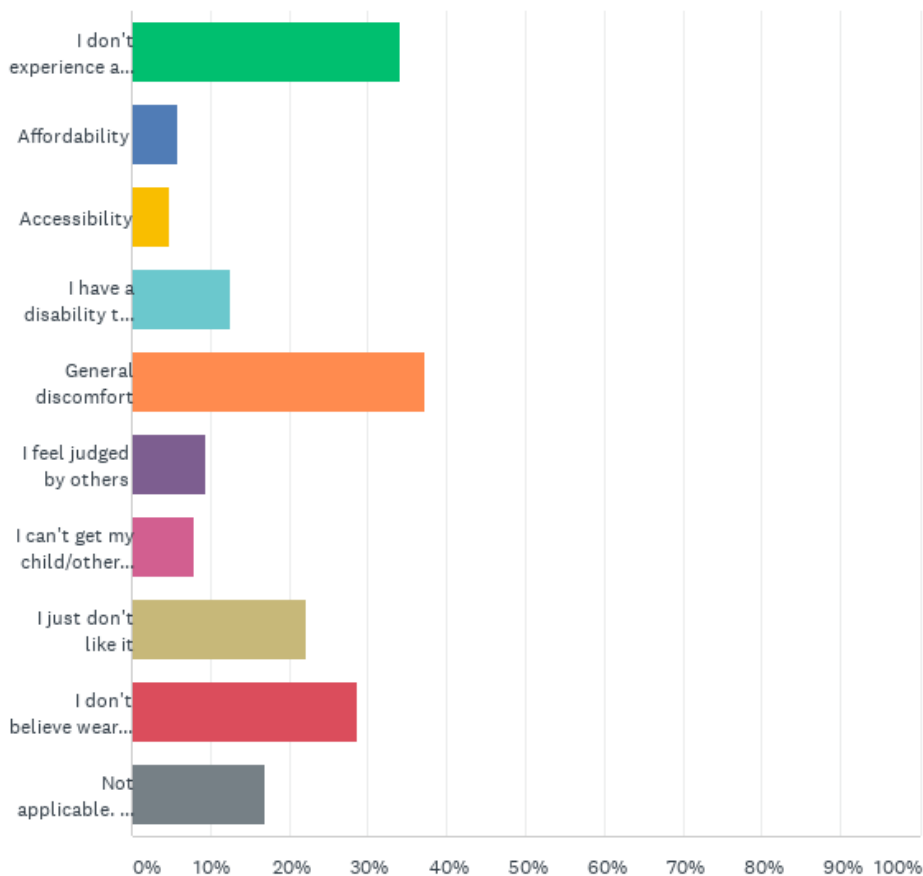
Filter: Stony Plain residents (Q1 = Yes)

Response	Percentage	Count
Always	28.36%	740
Usually	15.25%	398
Sometimes	24.88%	649
Never	31.51%	822

Answered: 2,609

Skipped: 0

Q3 What challenges do you experience while wearing a face mask in public? Select all that apply.



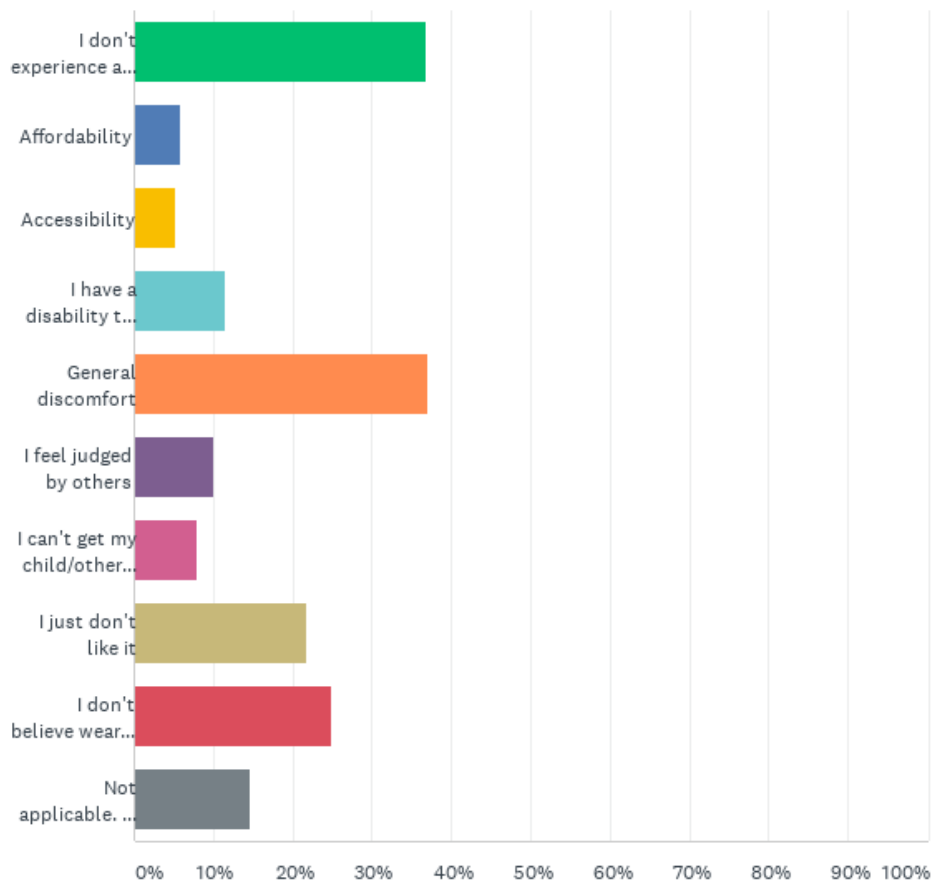
	Response	
I don't experience any challenges	34.16%	1,538
Affordability	5.84%	263
Accessibility	4.89%	220
I have a disability that makes it hard for me to wear a face mask	12.52%	564
General discomfort	37.31%	1,680
I feel judged by others	9.46%	426
I can't get my children/ other members of my family to wear a face mask	8.04%	362
I just don't like it	22.21%	1,000
I don't believe wearing a mask is important	28.65%	1,290
Not applicable. I don't wear a face mask in public	16.97%	764

Answered: 4,503

Skipped: 0



Q3 What challenges do you experience while wearing a face mask in public? Select all that apply.



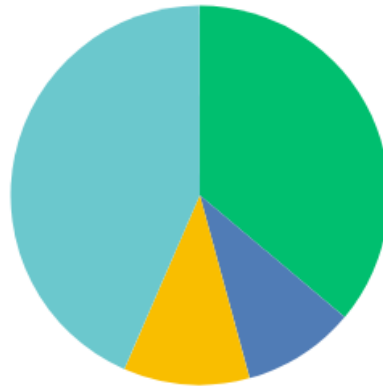
Filter: Stony Plain residents (Q1 = Yes)

	Response	
I don't experience any challenges	36.83%	961
Affordability	5.90%	154
Accessibility	5.14%	134
I have a disability that makes it hard for me to wear a face mask	11.42%	298
General discomfort	37.03%	966
I feel judged by others	9.97%	260
I can't get my children/ other members of my family to wear a face mask	7.93%	207
I just don't like it	21.66%	565
I don't believe wearing a mask is important	24.88%	649
Not applicable. I don't wear a face mask in public	14.64%	382

Answered: 2,609

Skipped: 0

Q4 To what extent do you support or oppose face masks being made mandatory in indoor public spaces such as Town facilities, restaurants, businesses, and stores?



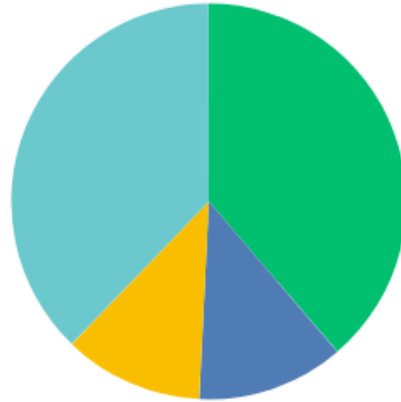
■ Strongly support   
 ■ Somewhat support   
 ■ Somewhat oppose   
 ■ Strongly oppose

Response		
Strongly support	36.13%	1,627
Somewhat support	9.64%	434
Somewhat oppose	10.77%	485
Strongly oppose	43.46%	1,957

Answered: 4,503

Skipped: 0

Q4 To what extent do you support or oppose face masks being made mandatory in indoor public spaces such as Town facilities, restaurants, businesses, and stores?



■ Strongly support  
 ■ Somewhat support  
 ■ Somewhat oppose  
 ■ Strongly oppose

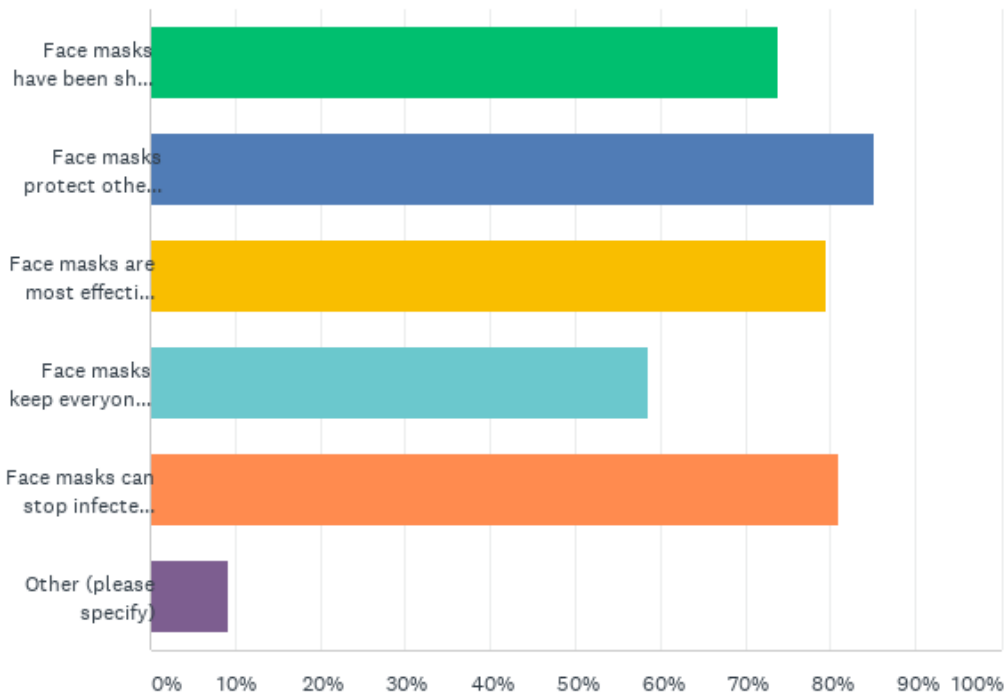
Filter: Stony Plain residents (Q1 = yes)

Response		
Strongly support	38.71%	1,010
Somewhat support	12.07%	315
Somewhat oppose	11.42%	298
Strongly oppose	37.79%	986

Answered: 2,609

Skipped: 0

Q5 If you are in support of face masks being mandatory, why? Select all that apply.

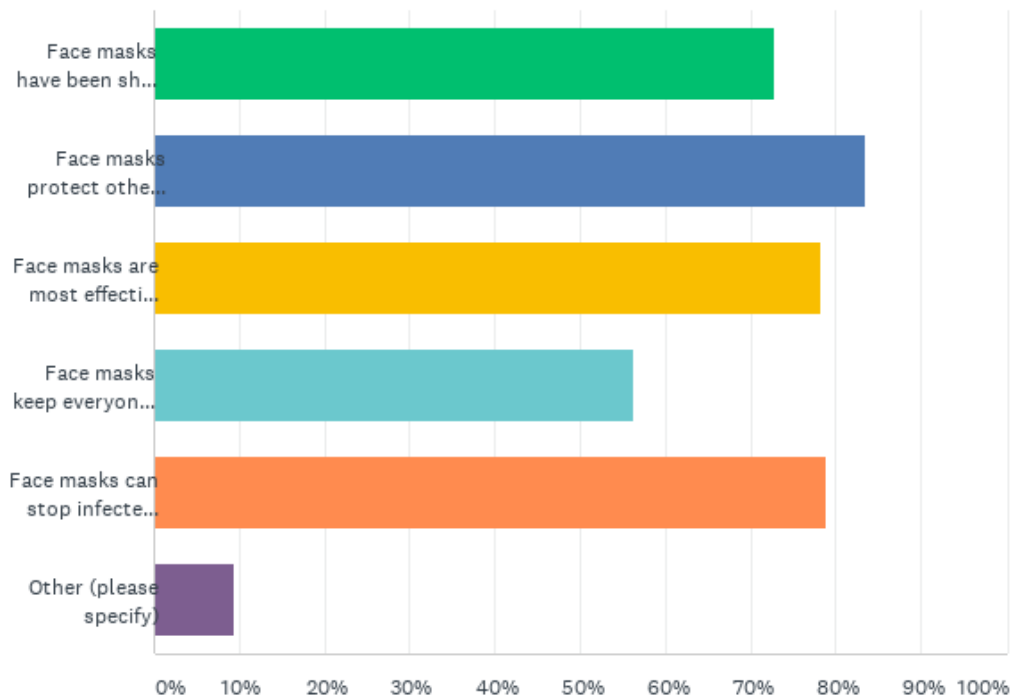


Response		
Face masks have been shown to reduce the spread of COVID-19	73.92%	1,508
Face masks protect others who are especially vulnerable to COVID-19	85.15%	1,737
Face masks are most effective when everyone wears them	79.56%	1,623
Face masks keeps everyone safe	58.53%	1,1194
Face masks can stop infected individuals who aren't displaying symptoms of COVID-19 from unintentionally infecting others	80.98%	1,652
Other (please specify)	9.17%	187

Answered: 2,040

Skipped: 2,464

Q5 If you are in support of face masks being mandatory, why? Select all that apply.



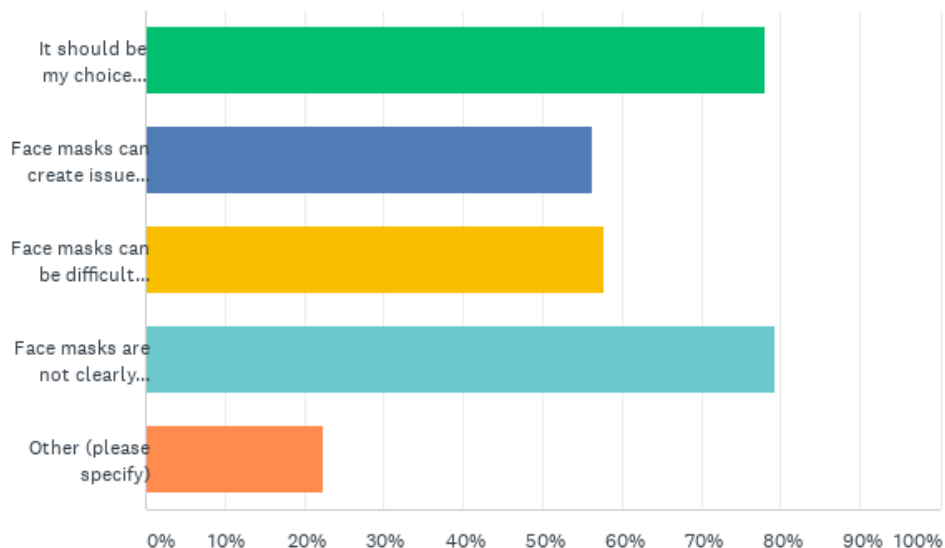
Filter: Stony Plain residents (Q1 = Yes)

Response	Percentage	Count
Face masks have been shown to reduce the spread of COVID-19	73.85%	958
Face masks protect others who are especially vulnerable to COVID-19	83.57%	1,099
Face masks are most effective when everyone wears them	78.17%	1,028
Face masks keeps everyone safe	56.27%	740
Face masks can stop infected individuals who aren't displaying symptoms of COVID-19 from unintentionally infecting others	78.78%	1,036
Other (please specify)	9.35%	123

Answered: 1,315

Skipped: 1,294

Q6 If you do not support face masks being made mandatory, why not? Select all that apply.

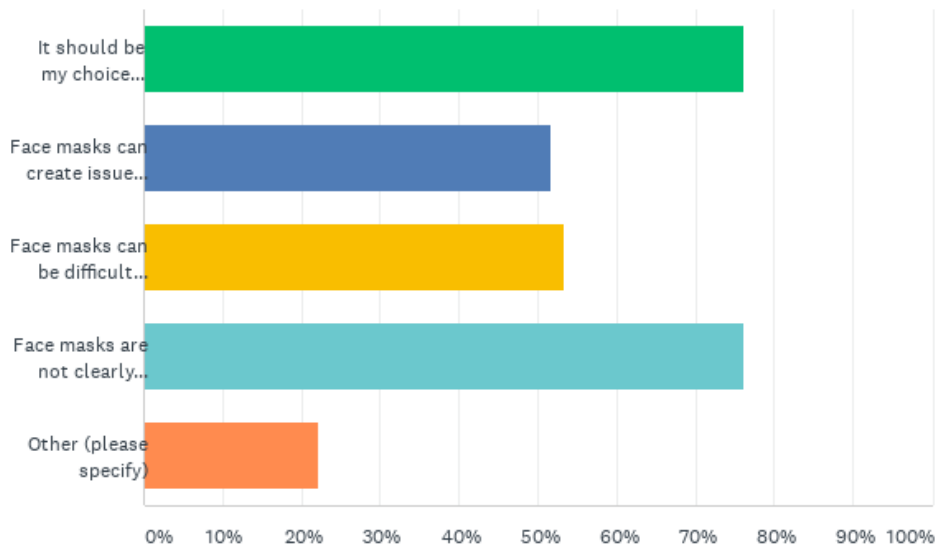


Response		
It should be my choice whether or not I wear a face mask	78.08%	1,891
Face masks can create issues for people with disabilities	56.23%	1,362
Face masks can be difficult for those who have breathing issues	57.80%	1,400
Face masks are not clearly proven to offer protections from the spread of COVID-19	79.31%	1,921
Other (please specify)	22.46%	544

Answered: 2,422

Skipped: 2,082

Q6 If you do not support face masks being made mandatory, why not? Select all that apply.



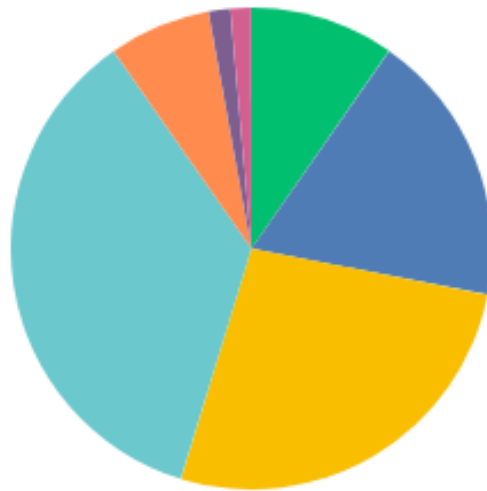
Filter: Stony Plain residents (Q1 = Yes)

Response	Percentage	Count
It should be my choice whether or not I wear a face mask	76.21%	969
Face masks can create issues for people with disabilities	51.69%	658
Face masks can be difficult for those who have breathing issues	53.42%	680
Face masks are not clearly proven to offer protections from the spread of COVID-19	76.12%	969
Other (please specify)	22.23%	283

Answered: 1,273

Skipped: 1,336

Q7 Please select the category that includes your current age.



■ 24 years or under  
 ■ 25 - 34  
 ■ 35 - 44  
 ■ 45 - 64  
 ■ 65 - 74  
 ■ 75 and over  
■ Prefer not to answer

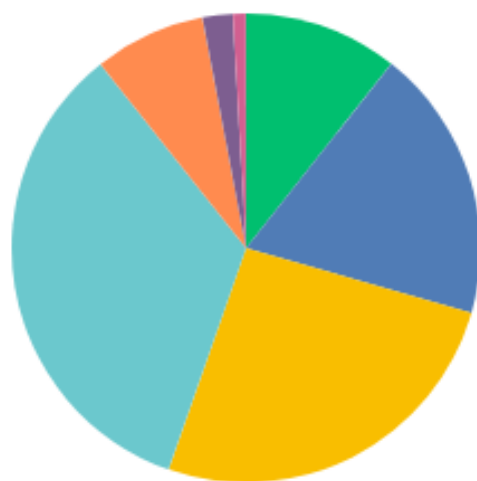
Response		
24 years or under	9.70%	432
25 – 34	18.37%	818
35 – 44	26.68%	1,188
45 – 64	35.55%	1,583
65 – 74	6.85%	305
75 years and over	1.46%	65
Prefer not to answer	1.39%	62

Answered: 4,452

Skipped: 51



## Q7 Please select the category that includes your current age.



Filter: Stony Plain residents (Q1 = Yes)

Response	Percentage	Count
24 years or under	10.65%	275
25 – 34	18.82%	486
35 – 44	25.90%	669
45 – 64	33.99%	878
65 – 74	7.67%	198
75 years and over	2.09%	54
Prefer not to answer	0.89%	23

Answered: 2,583

Skipped: 26